



## Growth & Income Fund

Fund Size: **TT \$4.9 Billion**

Investment Objective: To provide investors with capital appreciation as well as current income over the medium to long-term by investing in a combination of equity and fixed income securities.

### Return

Annualized Rate Of Return

|         |        |
|---------|--------|
| YTD*    | -0.81% |
| 1 Year  | 0.31%  |
| 3 Year  | -1.11% |
| 5 Year  | 1.32%  |
| 10 Year | 1.82%  |

\* Total Returns

### Top Ten Holdings

|  |        |
|--|--------|
| iShares S&P 500 Index Fund                           | 10.46% |
| Vanguard S&P 500 Exchange Traded Fund                | 10.15% |
| Republic Financial Holdings Limited Common Shares    | 9.48%  |
| Scotiabank Trinidad and Tobago Limited Common Shares | 6.62%  |
| Massy Holdings Limited Common Shares                 | 5.83%  |
| First Citizens Group Financial Holdings Limited      | 5.54%  |
| Phoenix Park Gas Processors Limited                  | 5.26%  |
| ANSA McAL Limited Common Shares                      | 4.19%  |
| GOTT US\$1.0Bn 4.5% FXRB due 2026                    | 3.88%  |
| Calypso Macro Index Fund                             | 3.10%  |

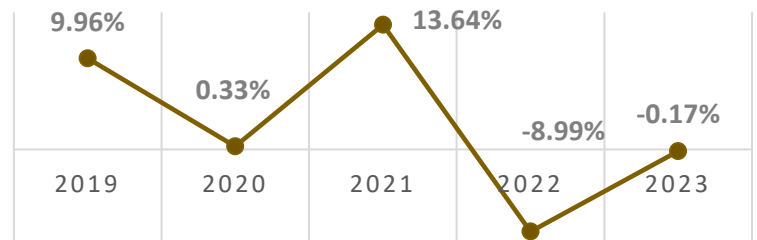
### Fund Facts

|                            |   |
|----------------------------|---|
| Inception Date             | November 29, 1982   |
| Offer Price at 28.03.2024  | \$18.63   |
| Bid Price at 28.03.2024    | \$18.26   |
| Minimum Initial Investment | One Unit  |
| Income Charge              | Income earned is distributed semi-annually<br>2% Sales Charge included in Offer Price |
| Average Credit Quality     | BBB-  |

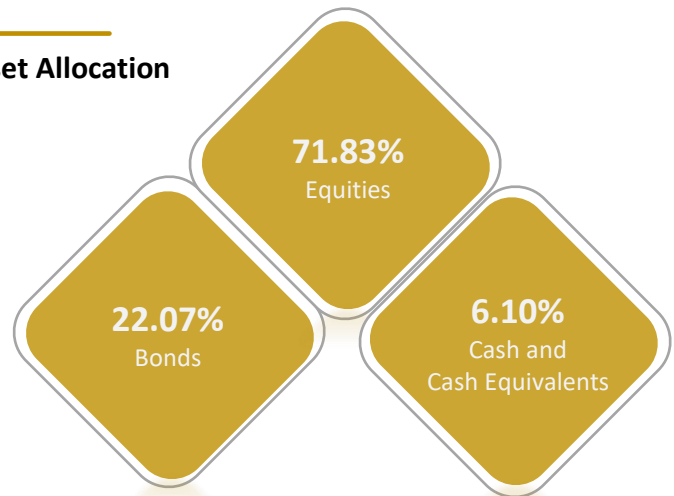
For the Quarter: April to June 2024

### Historical Performance

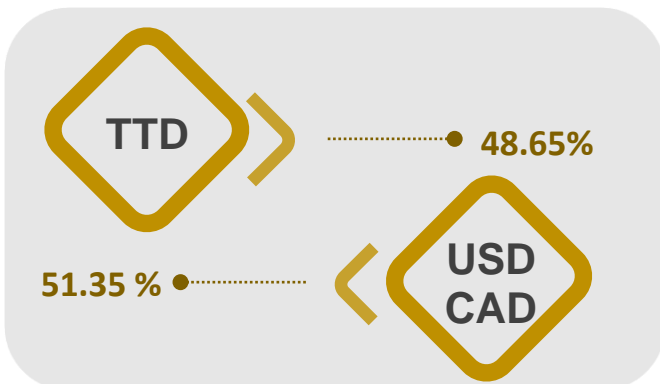
Annualized Rate Of Return



### Asset Allocation



### Currency



### Risk Profile

The value of the Fund is related to the market value of the underlying investments. As such, the capital value achieved, and income distributed by the Fund will reflect investment performance and will fluctuate from time to time

